

How To View Future Cruise Credits

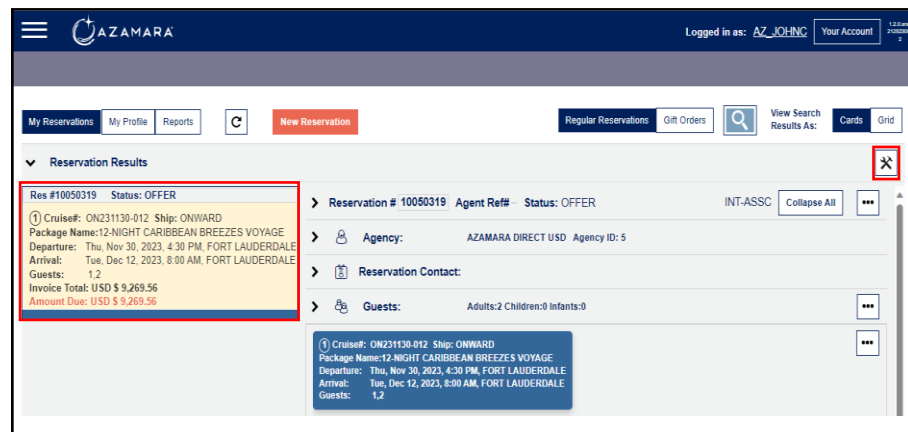
Step 1

When your booking has been paid in full a Future Coupon will be applied to a future cruise. To view the Future Cruise Coupon, start on the **Reservations** top line. Click on the **Your Account** box. This will open a drop down list. Now click on **My Reservations**.



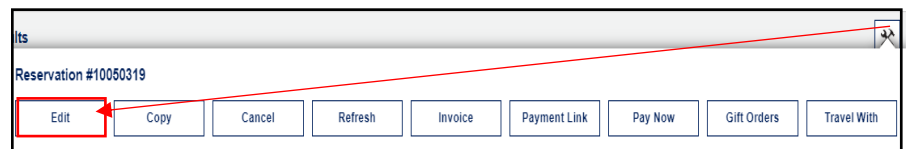
Step 2

This will open your reservation screen. Click on the reservation you wish to work with. The reservation will become **highlighted**. Then go over to the right side of the screen and click on the **Tools** symbol.



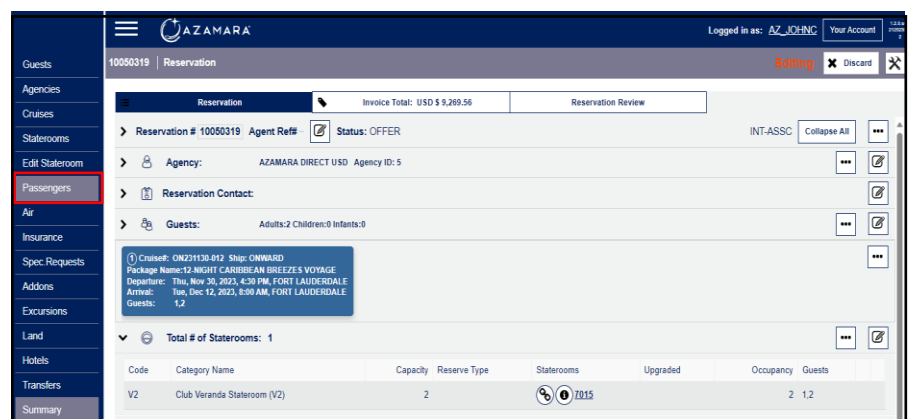
Step 3

This will open the Tools menu. Click on **Edit** so you can work with your booking.



Step 4

You will be brought to the Summary screen. On the left side of the screen click on **Passenger**.



Step 5

This will bring you to the Passengers screen. In the center of the screen click the **Coupons** button.

Step 6

- **Before Full Payment –** Click on the Future Cruise Credits box. You will see **No Future Cruise Credits are Available.**

Future Cruise Credit ID	Earned in Res ID	Valid Dates	Currency	Total	Remaining Balance	Description
No Future Cruise Credits are available.						

Step 7

- **After The Full Payment Has Been Made –** Click on the **Future Cruise Credits** box.

Coupon ID	Earned in Res ID	Valid Dates	Description
No Coupons are available.			

Step 8

The Future Cruise Credits will be displayed with the following information.

- **Future Cruise Credit I**
- **Valid Dates**
- **Currency**
- **Total**
- **Remaining Balance**
- **Description**

Future Cruise Credit ID	Earned in Res ID	Valid Dates	Currency	Total	Remaining Balance	Description
229390		Oct 28, 2023 - May 17, 2024	USD	USD \$ 300.00	USD \$ 300.00	FGW